



1

## More Information

- ▶ For more detail of everything in this presentation:
  - ▶ Gymea United website - Coach or Manager option: [www.gufc.com.au](http://www.gufc.com.au)
  - ▶ Copy of the presentation including links will be uploaded this week: [GUFC-Team-Manager-Guide.pdf](#)
  - ▶ <https://shirefootball.com.au/rules-and-regulations>

2026 MiniRoos Rulebook  
 2026 Rulebook  
 2026 SSFA Competition Dates  
 2026 Borrowing Charts

The screenshot shows the Gymea Utd F.C. website with a red navigation bar. The main content area is titled 'Duties' and includes a list of links: Ground Duty Information, Ground Duty Rosters, MiniRoos Field Allocation - Gymea Bay Oval, Manager Duties, Code Of Conduct, Wet Weather, Team Training Allocations, and Referee Coverage. Below the links, there is a section for 'Every game day' with a 'Yellow and orange jacket' section and a 'Match sheets' section.

2

## SSFA

- ▶ Gymea United FC plays in the Sutherland Shire Football Association (SSFA)
- ▶ Shared Services is no longer being used
- ▶ GUFC Admin is now the main contact for ground duty, rostering and general communications
- ▶ Email: [admin@gufc.com.au](mailto:admin@gufc.com.au)
- ▶ General enquiries: [info@gufc.com.au](mailto:info@gufc.com.au)



3

## Registration

### New & Returning: Coaches & Managers

What to do next ...

<div style="background-color: #f8d7da; padding: 10px; border-radius: 10px;"> <div style="background-color: #c63838; color: white; border-radius: 50%; width: 40px; height: 40px; margin: 0 auto; display: flex; align-items: center; justify-content: center;">1</div> <p>Apply for a <b>Working with Children Check</b> (if you don't already have one). Have a screenshot of your WWCC ready on your device.</p> </div>	<div style="background-color: #d1ecf1; padding: 10px; border-radius: 10px;"> <div style="background-color: #3498db; color: white; border-radius: 50%; width: 40px; height: 40px; margin: 0 auto; display: flex; align-items: center; justify-content: center;">2</div> <p>Register on <b>Play Football</b> using the links below and login (same login as registering your child), create a new profile for yourself and register as a volunteer.</p> </div>	<div style="background-color: #d9ead3; padding: 10px; border-radius: 10px;"> <div style="background-color: #2ecc71; color: white; border-radius: 50%; width: 40px; height: 40px; margin: 0 auto; display: flex; align-items: center; justify-content: center;">3</div> <p>Install the <b>SSFA MyCompApp</b> on your phone and create an account (use the same email address as your <b>Playfootball</b> account!) <small>(You will not be able to see anything else yet!)</small></p> </div>	<div style="background-color: #d9edf7; padding: 10px; border-radius: 10px;"> <div style="background-color: #9b59b6; color: white; border-radius: 50%; width: 40px; height: 40px; margin: 0 auto; display: flex; align-items: center; justify-content: center;">4</div> <p>Follow the <b>Gymea United FC Facebook page</b> and/or <b>Instagram page</b> (gufcgiants).</p> </div>	<div style="background-color: #fff3cd; padding: 10px; border-radius: 10px;"> <div style="background-color: #f39c12; color: white; border-radius: 50%; width: 40px; height: 40px; margin: 0 auto; display: flex; align-items: center; justify-content: center;">5</div> <p>On Facebook, join the <b>GUFC 2026 Coaches and Managers Facebook group</b>. <small>(Enter your team name so we know who you are!)</small></p> </div>
---	--	--	---	--

Welcome to Gymea United Football Club! Thankyou for volunteering!



For further information, go to:  
Coaches: [www.gufc.com.au/coach/become-a-coach](http://www.gufc.com.au/coach/become-a-coach)  
Managers: [www.gufc.com.au/manager/manager-duties](http://www.gufc.com.au/manager/manager-duties)

4

## QR Code for C&M WhatsApp Groups

  
**GUFC Womens Coaches  
 and Managers**  
 WhatsApp group




  
**GUFC Boys / Mixed Coaches  
 and Managers**  
 WhatsApp group



5

## Manager's Role

- ▶ Go-between for the club and team
  - ▶ Training allocation
  - ▶ Team sheet completion
  - ▶ Ground duty allocation
  - ▶ Ensure everyone is aware of the Parent/Guardian and Spectator Codes of Conduct
- ▶ Keep your team informed
  - ▶ Game times and venues ([MyCompApp](#))
  - ▶ Training
  - ▶ Wet weather (via Coaches and Managers Facebook page)
  - ▶ Setup your own system for regular communications (Whatsapp etc)



6

## Uniforms

- ▶ Open days and times will be posted on the GUFC Facebook page
- ▶ Also open every Saturday/Sunday from Round 1
- ▶ New players: shirt, shorts, white socks required
- ▶ Also available: hoodies, spray jackets, caps, beanies, shin pads



7

## Team Kit

- ▶ Team kits are the property of the club
- ▶ Each team is responsible for returning the kit at the end of the season
- ▶ Includes:
  - ▶ Game ball
  - ▶ Cones
  - ▶ Bibs - for training and games against other GUFC teams
  - ▶ Yellow and orange vests
  - ▶ Goalie shirt for U8+
  - ▶ (Does not include goalie gloves)



8

## Regrading

- ▶ After Round 4, regrading requests can be made by the club to the SSFA.
- ▶ This would occur if there is a large difference in scores for all games prior to and including Round 4.
- ▶ Our MiniRoos Coordinators and Head Coaches monitor the results.
- ▶ Internal regrades are attempted first, where possible.
- ▶ A regrade is not made by request; we will make the request on your behalf as we monitor scores.
- ▶ Regrades are not guaranteed. It depends on results of all other teams in the age division.
- ▶ Notification of regrades will be made via an email from Admin.



9

## Before Game Day (SSFA Rule 16)

U6-U11:

- ▶ For non-competition ages, you can borrow from any division and up an age group,
  - ▶ ie. U7 can borrow U6
  - ▶ Boys/Mixed can also borrow Girls.
- ▶ Maintain standard of fair play, ie. do not borrow a player who's ability is too high; try and retain equity.
- ▶ Please check the minimum number of players required for your game, ie. U6/7 need 3 players minimum.



10

## Contacting Other Teams

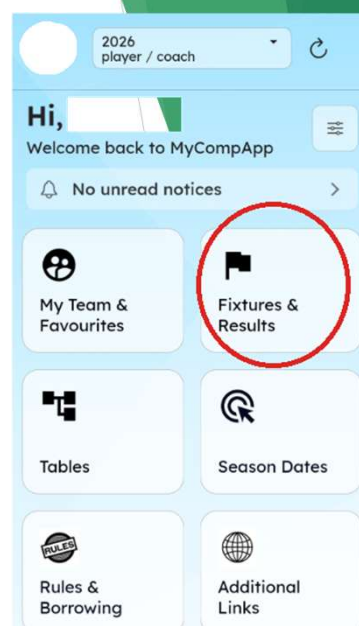
- ▶ If you don't have enough players, you can request players via the Coaches and Managers Facebook page or via WhatsApp.
- ▶ In the process of finalising contact lists - will be distributed to each age group over the next week.
- ▶ If your whole team cannot make the game, and you must forfeit contact [secretary@gufc.com.au](mailto:secretary@gufc.com.au) ASAP!



11

## Fixtures

- ▶ Competition starts 28<sup>th</sup> March 2026
- ▶ Game times will be available on MCA (fixtures for Round 1 released in the next week).
- ▶ Delay from Round 5 in availability of the draw due to the regrading process.
- ▶ Confirm your fixtures on the Thursday prior to your match for last minute changes.
- ▶ Updates will also be emailed to the Coach/Manager and published on the Coaches & Managers Facebook group if there are last minute changes.



12

## Game Day

- ▶ Usually advise players to be there 15-30 minutes before game (team preference)
- ▶ Your field is listed on MCA ie. GBO1 06&7 # (last number is the field)
- ▶ All players must be wearing shin guards and official GUFC uniform
- ▶ **NO jewellery (earrings), hair clips, watches.**
- ▶ The manager must wear a yellow vest.
- ▶ An additional parent/spectator for each team must wear the orange vest.

(This is a requirement of the SSFA and we can be fined if not done.)



13

## Game Day Extras

### U6 Coaching only:

- ▶ The coach can remain on the field up to and including Round 3 only.
- ▶ (All other age groups, coaching is done from the sideline.)

### U6/U7 Score Blowout:

- ▶ If one team leads by more than 5 goals, the opposition is allowed an extra player to help even up the match.
- ▶ Implement other ways to help: for example, by encouraging more passing before goals are scored, giving more space for the opposing team for goal line kick-ins etc.
- ▶ The aim is for kids to enjoy and learn from the experience.

### Off-side:

- ▶ There is no offside in Miniroos, however Coaches are discouraged from placing players in deliberate offside positions.



14

## Game Leaders (Referees) & Coaches

- ▶ Coaches and Game Leaders are fundamental to the success of Miniroos
- ▶ Coaches should not question the Game Leader's decisions. They are 12-14 year olds and need to be respected and encouraged.
- ▶ Encourage Game Leaders to help players and talk to them on the field.
- ▶ If you have constructive criticism, do it via a club representative (via Ground Control).



15

## Field Ground Duty

- ▶ Every team must have a minimum of one team member wearing an orange vest at their game (home and away).
- ▶ This person is responsible for ensuring their own team is participating within the appropriate Code of Behaviour: Coach, Parent/Guardian or Spectator
- ▶ If things get out of hand, send one of your team members to bring a committee ground control person to the field to assist



### Member Protection Policy

#### Attachment D6

#### SPECTATOR CODE OF BEHAVIOUR

As a spectator in any activity held by or under the auspices of SSFA a member association or an affiliated club, you must meet the following requirements in regard to your conduct during any such activity or event:

1. Respect the decisions of officials and teach young people to do the same.
2. Never ridicule or scold a young player for making a mistake. Positive comments are motivational.
3. Condemn the use of violence in any form, whether it is by other spectators, coaches, officials or players.
4. Show respect for your team's opponents. Without them there would be no game.
5. Do not use violence, harassment or abuse in any form (that is, do not use foul language, sledge or harass players, coaches, officials or other spectators).
6. Respect the rights, dignity and worth of every person regardless of their gender, ability, cultural background or religion.



16

## Team Ground Duty

- ▶ In addition, all GUFC teams must help manage home field ground operations.
- ▶ Every team is on a roster; managers are responsible for coordinating their team's involvement.
- ▶ Need to ensure:
  - ▶ Enough people are present to cover duties - so plan ahead!
  - ▶ The helpers should be ready to take over at their allocated time to relieve the previous team.

Note you may be asked several times a season to setup or pack up fields which is dependent on your age group and the field configuration, so it will differ year to year.


We do our best to ensure that each team in an age group share this responsibility equally.



17

## Ground Duty Roster

- ▶ The Ground Duty Roster may include:
  - ▶ Field ground control
  - ▶ Set up fields first thing in the morning
  - ▶ Setup field prior to your game (change in field size)
  - ▶ Pack up fields as needed between games or end of the day
- ▶ Will always be a committee member available to help with directions.
- ▶ Notification is a week prior - usually on Tuesdays (This is limited by the release of the fixtures).
- ▶ Distribution is via GUFC Admin.
- ▶ A detailed explanation of ground control setup/pack up procedures is provided in the email and is available on the website and in the equipment shed. Please make sure you **READ** it prior to your first allocation.



18

## Goal Posts

- ▶ All new junior goal posts last season.
- ▶ Goal post pack up will depend on your age group - lots some years ie. Under 7s but few the following year.
- ▶ We had a number of our larger goals damaged last year because people cut the zip ties and nets to pack them away.
  - ▶ Please ask for help from the committee member in the ground control room if you are ever unsure of how things are packed up or where they are stored.



19

## Injuries

- ▶ Report to Ground Control and complete the form immediately after the incident
- ▶ Need to also submit an online accident form:
  - ▶ SSFA Incident Reporting:
    - ▶ <https://www.ssfaservices.com.au/insurance/>
  - ▶ Any other enquiries should be directed to:
    - ▶ [secretary@gufc.com.au](mailto:secretary@gufc.com.au)



20

## Wet Weather

- ▶ Council may close fields on a Friday prior to games if we have experienced heavy rain.
- ▶ Otherwise announced the morning of games once officials arrive at the field to assess whether the fields are playable (-6:30-7:30 am).
- ▶ If called off, this is announced immediately via our GUFC Facebook page (also Sutherland Shire Football Association page).
- ▶ If grounds are closed during the week by council, strictly no training should occur.
- ▶ New wet weather policy "Plan J". Paper match sheets will need to be picked up from some site when it comes into effect. Will be communicated directly with teams affected.



21

## Playing Titans

- ▶ Sutherland Titans FC is a soccer club which enables players with all abilities to participate in soccer. The focus of these games is participation and fun.
- ▶ What happens when you play the Titans?
  - ▶ They play at the same ground every week (Alfords Point).
  - ▶ Help the Titans to have a go with the ball when they get it.
  - ▶ Try and keep everyone involved and give the Titans a good game.
  - ▶ It is a great time to practice your team's skills, so maybe focus on passing or using your weak leg in the game.
  - ▶ Sometimes Titans may need more helpers on the field.
  - ▶ The referees may make some extra calls to make the game fun for everyone.
  - ▶ So join in, score some goals and have a good time!

<https://www.titansfc.com.au/playing-the-titans>



22

## Child Safety Standards 2022

### Commitment to Child Safety at GUFCC

*Our club provides a safe culture by supporting children and young people, their families and communities and by ensuring all volunteers and staff who work with Gymea United Football Club are committed to safeguarding children and young people.*



23

## Child Safety at GUFCC

- ▶ This is for ALL volunteers involved in a team: Coaches, Managers, Assistant Coaches, frequent helpers
- ▶ The following requirements are enforced for all sporting clubs:
  - ▶ All volunteers (for U18 teams) must have a **valid Working With Children Check**
    - ▶ Added into PlayFootball when registering
    - ▶ Verified by the WWC Coordinator
    - ▶ To update, you can do via your profile page and email [wwcc@gufcc.com.au](mailto:wwcc@gufcc.com.au).
    - ▶ You will receive an email reminder within 30 days of expiry
    - ▶ Can be renewed online if done within 3 months of your expiry date
  - ▶ The **GUFCC Child Safety Code of Conduct** is included within your PlayFootball registration.
  - ▶ A copy is available on our webpage:
    - ▶ <https://www.gufcc.com.au/about-gufcc/member-protection-working-with-children/>



24

## Child Safety at GUFC


- ▶ All of our other policies are available on our website and include:
  - ▶ GUFC Child Safe Risk Management Plan
  - ▶ GUFC Child Safe Risk Management Policy
  - ▶ GUFC Human Resources Policy
  - ▶ GUFC Complaint Management Policy
- ▶ It is recommended that all coaches and managers involved in our club complete the free online course:
  - ▶ “Child Safe Sport - Module 1: Child Safe Sport” from the Office of the Children’s Guardian which takes about 15-20 minutes to complete online.
  - ▶ <https://guardian.ocg.nsw.gov.au/training>



25

## Communications

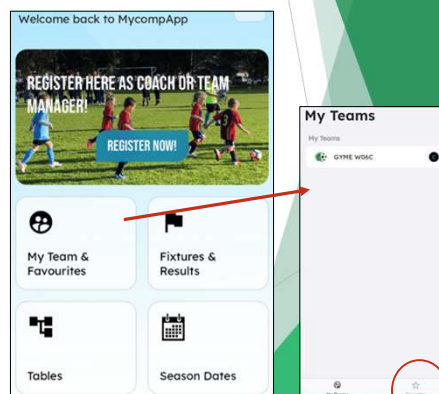
- ▶ Any photos during the season, please email to:
  - ▶ [info@gufc.com.au](mailto:info@gufc.com.au)
  - ▶ Or tag #gufcgiants



26

## SSFA - MyCompApp

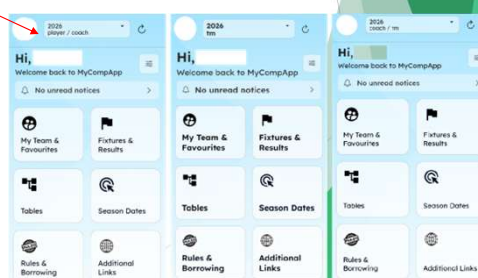
- ▶ MyCompApp is the database used to register teams.
- ▶ Available for every player to view any game details
  - ▶ Go to Favourites and + to add your team
- ▶ Coaches & Managers registered in Playfootball will have their teams linked by our team
  - ▶ (Note this is pending wvcc verification, registration approval and linking in MCA by our registrar team - manual process!)
- ▶ Draw for the first few games should be released early next week.



27

## MCA - C&M Login


- ▶ Instructions for use: <https://www.shirefootball.com.au/mycomp-app>
- ▶ Includes login details and video (link emailed last Friday)
  - ▶ Make sure 2026 is selected
  - ▶ If it is your child's name and not yours ("Hi, xx"), log back out and log in using the SSFA instructions (specifically correct password)
  - ▶ Indicates how you are registered in MCA, tm = team manager
  - ▶ If it is blank, you are not registered under that profile
- ▶ Recommend a minimum of 3 people per team
  - ▶ **Separate to Coach and Manager contact list**



28

## MCA - C&M Miniroos Match Sheets

- ▶ Instructions for use: <https://www.shirefootball.com.au/mycomp-app>



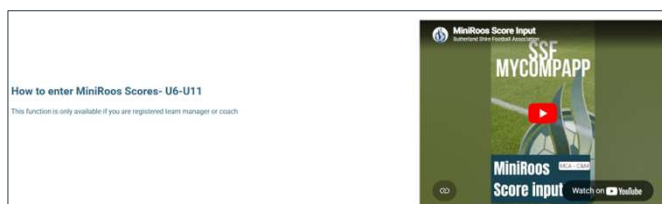
- ▶ Select Fixtures and Results
- ▶ Select your players, coach and manager
- ▶ Need to publish your match sheet a minimum of 15 mins before kick-off



29

## MCA - C&M Miniroos Scores

- ▶ Instructions for use: <https://www.shirefootball.com.au/mycomp-app>



- ▶ Coach or manager need to enter scores within 24 hours after match, then locked.
- ▶ Referees will also record scores at Ground Control and these will be checked over the first few rounds to ensure everyone is entering results correctly.



30

## Extras

- ▶ If any of your players are planning to play in sports glasses, this should have been entered during registration. Contact [registrar@gufc.com.au](mailto:registrar@gufc.com.au) for further information if you have not submitted the appropriate documentation.



- ▶ Pigeon holes in Ground Control for each team:
  - ▶ Player of the Match trophies: provided to all U6/U7 teams, to be returned at the end of the season.
  - ▶ Player of the Match Certificates: check-in regularly throughout the season. Lots of sponsors this season with some new vouchers coming!



31

## Coaching Resources

- ▶ Individual session plans
  - ▶ <https://www.playfootball.com.au/coach/minirooms-kick-off-sessions>
  - ▶ <https://www.playfootball.com.au/coach/skill-acquisition-phase-sessions>
- ▶ SSFA Coaching Courses
  - ▶ Minirooms Coaching <https://www.shirefootball.com.au/coaching-courses>
  - ▶ Contact Samuel or Enzo [headcoach@gufc.com.au](mailto:headcoach@gufc.com.au) for enquiries regarding C diploma courses
- ▶ Apps
  - ▶ CoachAny - keep track of subs to ensure players get equal time



### SESSION ONE.



**Suggested equipment list:**  
12 cones, 8 balls, 2 mini goals (can be replaced by cones) and 4 sets of bibs (alternatively separate based on shirt colour)

PHYSICAL DOMAIN	
DEVELOPING PHYSICAL LITERACY	FACILITATOR TIPS
Movement skills	Expose children to different movement patterns (e.g. turning)
Moving with equipment	Encourage children to use both feet
Object manipulation	Praise sharp turns with the ball
Coordination	Encourage children to move in different directions
Stability/balance	Praise children for staying on their feet
Agility	Encourage changes of direction
Reaction time	Praise children that quickly respond to a stimulus
Speed	Encourage children to perform actions at high-speed

#### SMALL-SIDED GAME



- Set up an area 20m x 15m and place one mini-goal on each end line as shown
- Normal game, 1 point for a goal
- All players involved to encourage more touches on the ball
- **CHANGE IT:** Create one or two games depending on size of group
- **YOUR ROLE:** Let them play!

32

## Coaching Courses

From U6 to U18 and beyond...  
Are they enjoying their football?  
Are they learning?  
Do they want to come back next season?

Pro Diploma  
A-Diploma  
B-Diploma  
● C-Diploma  
● Foundation of Football

1. The technical aspects of the game, including teaching the basics of passing, receiving, and dribbling with the ball, as well as defending strategies.
2. The principles of coaching and comprehension of the principles of play; and
3. The concept of teaching behaviour using various sorts of practise methods.

<b>S</b>	<b>SAFE</b> — Physically, free from hazards and danger, emotionally, free to try things, and be supported
<b>O</b>	<b>OBSERVE</b> — Look at the game, is everything set up as you would like? Does it look like football?
<b>C</b>	<b>COACHING STYLE</b> — Are you talking too much/too little? Are you positively engaging all players?
<b>H</b>	<b>HOW YOU SCORE</b> — Do they know how to score/keep points? Add more goals if needed. Number of passes = a goal
<b>A</b>	<b>AREA</b> — Is the area too big or too small? Increase or decrease according to the players/game needs.
<b>N</b>	<b>NUMBERS</b> — Do the teams need changing? Does one team have an extra player, or make them even?
<b>G</b>	<b>GAME RULES</b> — How can they score? Do you use a GK? Dribble only, shooting zone?
<b>E</b>	<b>EQUIPMENT</b> — More goals, bigger goals, smaller goals, different coloured bibs, lots of balls to keep games going
<b>I</b>	<b>INCLUSION</b> — Is everyone getting to practice the skill? If shy or injured, try ref, ball collector, joker player/secret agent
<b>T</b>	<b>TIME</b> — Limited time to score? More time to score? Use it to help you increase excitement.

### Structure



1. **Organise** — the session practices based on the plan. Get the practice started quickly.
2. **Observe** — what is occurring within the practice? Are the players understanding the rules within the practice to achieve the objective? Understanding the practice will be reflected in the flow.
3. **Reorganise** — If the practice is breaking down or is too easy or too hard for players, this is when you can stop the practice and 'reorganise'. Applying one of the 'SO CHANGE IT' principles.
4. **Intervene** — Setting tasks or giving players information to change their behaviour. Various ways to intervene through guided questioning or instructing players. Always use a demonstration with the ball with the explanation.

33

## GUFC Football Academy with Sydney FC

- ▶ Soccer academy operated by Sydney FC
- ▶ Available for all players U6-U12
- ▶ Tuesday afternoons 5:30-6:30 pm
- ▶ Register via the links on our website
- ▶ [my.sydneyfc.com/gymea-clinics](http://my.sydneyfc.com/gymea-clinics)
- ▶ Will be offering again in Term 2!



34

## End-of-Season Grading Reports

**Aim to give every player the best opportunity to develop, enjoy football and play at the right level next season.**

End of Season Grading Reports are the starting point for that.

- **They shape next season's grading**  
Your report is the best insight we have into each player's ability, development and potential.
- **We need one from every team**  
Without them, grading becomes more guesswork — which isn't fair for players or teams.
- **Fair reflections beat "same score for everyone"**  
Every team has different ability levels. Honest grading helps place players where they'll develop and enjoy football the most.
- **Trying to keep teams together by giving everyone the same score doesn't work**  
It actually makes grading harder and can lead to worse outcomes for the players.
- **Want to keep a team together? Tell us**  
Use the **written comments section** or speak to the grading committee before grading begins.



35

## GUFC Committee

- ▶ We are made up of volunteers that have family and work commitments outside the club.
- ▶ We are doing our best to help children and their parents have a positive sporting experience and develop a love of soccer and playing in a team.
- ▶ Plenty of room for more helpers! If you would like to volunteer to become a committee member, contact:
  - ▶ Anthony at [president@gufc.com.au](mailto:president@gufc.com.au) (he would love to hear from you!)



36

## Email Contacts

- ▶ For ground control communications:
  - ▶ [admin@gufc.com.au](mailto:admin@gufc.com.au)
- ▶ Competition information and injuries:
  - ▶ [secretary@gufc.com.au](mailto:secretary@gufc.com.au)
- ▶ Member protection and child safety:
  - ▶ [wwcc@gufc.com.au](mailto:wwcc@gufc.com.au)
- ▶ Team information, registration and anything else you are unsure about:
  - ▶ [registrar6-7@gufc.com.au](mailto:registrar6-7@gufc.com.au), [registrar8-12@gufc.com.au](mailto:registrar8-12@gufc.com.au), [registrar13-sen@gufc.com.au](mailto:registrar13-sen@gufc.com.au) or [registrar@gufc.com.au](mailto:registrar@gufc.com.au)
- ▶ Volunteers:
  - ▶ [president@gufc.com.au](mailto:president@gufc.com.au)
- ▶ Uniforms and team kits:
  - ▶ [uniforms@gufc.com.au](mailto:uniforms@gufc.com.au)
- ▶ Find our other committee members here: <https://www.gufc.com.au/about-gufc/committee/>



37

## Competition Teams (U12+)



38

## MCA - Jersey Numbers

- ▶ Instructions for use: <https://www.shirefootball.com.au/mycomp-app>



39

## Before Game Day (SSFA Rule 16)

U12+:

- ▶ Please check the [borrowing guidelines](#) for competition age groups as you can lose points and be fined if you make a mistake
  - ▶ <https://www.shirefootball.com.au/s/2025-Borrowing-Chartsxlsx.pdf> (updating this week)
- ▶ Players may only be borrowed a maximum of 5 times for the whole season.
- ▶ If U10/11s borrowed to U12s, **do not require a shirt number.**



40

**2025 BORROWING FOR UNDER 12 & 13 WOMENS DIVISIONS**

SEE RULE 16 FOR COMPLETE BORROWING RULES

TEAMS NEEDING TO BORROW	TEAMS AVAILABLE FOR BORROWING FROM											
	W10A	W10B	W10C	W10D	W11A	W11B	W11C	W11D	W12A	W12B	W12C	W12D
W12A	Y	Y	Y	Y	Y	Y	Y	Y	SC	Y	Y	Y
W12B	X	Y	Y	Y	X	Y	Y	Y	X	SC	Y	Y
W12C	X	SC	Y	Y	X	SC	Y	Y	X	X	SC	Y
W12D	X	X	SC	Y	X	X	SC	Y	X	X	X	SC

TEAMS NEEDING TO BORROW	TEAMS AVAILABLE FOR BORROWING FROM										
	W11A	W11B	W11C	W11D	W12A	W12B	W12C	W12D	W13A	W13B	W13C
W13A	Y	Y	Y	Y	Y	Y	Y	Y	SC	Y	Y
W13B	X	Y	Y	Y	X	Y	Y	Y	X	SC	Y
W13C	X	SC	Y	Y	X	SC	Y	Y	X	X	SC

**NOTE:** Girls playing in U10, U11 & U12 Mixed Divisions may be borrowed into W12 or W13 Divisions. Only if applicable and in accordance with Rule 16.A. or 16.B. (c)

**Y** Players **CAN** be borrowed from this team (Max. number of players any team can borrow for a match is 4). NB. A team **MUST** have at least 7 of its own players. See Rule 13.B.

**X** Players **CANNOT** be borrowed from this team.

**SC** **SPECIAL CONDITIONS** apply for borrowing from these age divisions and grades. **Max. of 2 players** in this category may participate in a match. See Rule 16.A. (d) & 16.B. (b) (d).

**Additional Note:** Players aged up to and including 16 years of age, as given by the age they turn in the year, are only permitted to be borrowed into any side that is a maximum of 2 years above their age. eg. A W13 team may borrow from a W11 team, however they **CANNOT** borrow a 10 year old who is playing in the W11 team. See Rule 16.B. (d)

- Tables being updated by SSFA this week.
- Different tables based on age/gender.
- Up to two age groups down but only one grade higher.
- Double check the borrowed players age - no more than 2 years based on actual DOB.
- If a player is not available on the MyCompApp, they DO NOT meet the criteria for borrowing to your age/division.

**2025 BORROWING FOR UNDER 14, 15 & 16 WOMENS DIVISIONS**

SEE RULE 16 FOR COMPLETE BORROWING RULES

TEAMS NEEDING TO BORROW	TEAMS AVAILABLE FOR BORROWING FROM									
	W12A	W12B	W12C	W12D	W13A	W13B	W13C	W14A	W14B	W14C
W14A	Y	Y	Y	Y	Y	Y	Y	SC	Y	Y
W14B	X	Y	Y	Y	X	Y	Y	X	SC	Y
W14C	X	SC	Y	Y	X	SC	Y	X	X	SC

TEAMS NEEDING TO BORROW	TEAMS AVAILABLE FOR BORROWING FROM						
	W13A	W13B	W13C	W14A	W14B	W14C	W15A
W15A	Y	Y	Y	Y	Y	Y	SC
W15B	X	Y	Y	X	Y	Y	X

TEAMS NEEDING TO BORROW	TEAMS AVAILABLE FOR BORROWING FROM					
	W14A	W14B	W14C	W15A	W15B	W16A
W16A	Y	Y	Y	Y	Y	SC
W16B	X	Y	Y	X	Y	X

**Y** Players **CAN** be borrowed from this team (Max. number of players any team can borrow for a match is 4). NB. A team **MUST** have at least 7 of its own players. See Rule 13.B.

**X** Players **CANNOT** be borrowed from this team.

**SC** **SPECIAL CONDITIONS** apply for borrowing from these age divisions and grades. **Max. of 2 players** in this category may participate in a match. See Rule 16.B. (b) (d).

**Note:** Players aged up to and including 16 years of age, as given by the age they turn in the year, are only permitted to be borrowed into any side that is a maximum of 2 years above their age. eg. A W16 team may borrow from a W14 team, however they **CANNOT** borrow a 13 year old who is playing in the W14 team. Special dispensation does apply under Rule 16.B. (e)

**2025 BORROWING FOR UNDER 14, 15 & 16 BOYS DIVISIONS**

SEE RULE 16 FOR COMPLETE BORROWING RULES

TEAMS NEEDING TO BORROW	TEAMS AVAILABLE FOR BORROWING FROM													
	12A	12B	12C	12D	13A	13B	13C	13D	13E	14A	14B	14C	14D	
14A	Y	Y	Y	Y	Y	Y	Y	Y	Y	SC	Y	Y	Y	
14B	X	Y	Y	Y	X	Y	Y	Y	Y	X	SC	Y	Y	
14C	X	SC	Y	Y	X	SC	Y	Y	Y	X	X	SC	Y	
14D	X	X	SC	Y	X	X	SC	Y	Y	X	X	X	SC	

TEAMS NEEDING TO BORROW	TEAMS AVAILABLE FOR BORROWING FROM									
	13A	13B	13C	13D	13E	14A	14B	14C	14D	15A
15A	Y	Y	Y	Y	Y	Y	Y	Y	Y	SC
15B	X	Y	Y	Y	Y	X	Y	Y	Y	X
15C	X	SC	Y	Y	Y	X	SC	Y	Y	X

TEAMS NEEDING TO BORROW	TEAMS AVAILABLE FOR BORROWING FROM							
	14A	14B	14C	14D	15A	15B	15C	16A
16A	Y	Y	Y	Y	Y	Y	Y	SC
16B	X	Y	Y	Y	X	Y	Y	X
16C	X	SC	Y	Y	X	SC	Y	X
16D	X	X	SC	Y	X	X	SC	X

**Y** Players **CAN** be borrowed from this team (Max. number of players any team can borrow for a match is 4). NB. A team **MUST** have at least 7 of its own players. See Rule 13.B.

**X** Players **CANNOT** be borrowed from this team.

**SC** **SPECIAL CONDITIONS** apply for borrowing from these age divisions and grades. **Max. of 2 players** in this category may participate in a match. See Rule 16.B. (b) (d).

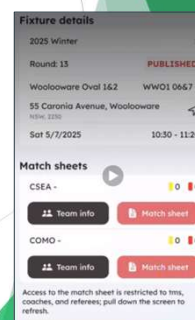
**Note:** Players aged up to and including 16 years of age, as given by the age they turn in the year, are only permitted to be borrowed into any side that is a maximum of 2 years above their age. eg. An U16 team may borrow from an U14 team, however they **CANNOT** borrow a 13 year old who is playing in the U14 team. See Rule 16.B. (d) & (f)

## MCA - C&M Comp Match Sheets

- ▶ Instructions for use: <https://www.shirefootball.com.au/mycomp-app>



- ▶ Select “Fixtures and Results” and select current fixture
- ▶ Select all your players, coach and manager and enter the name of your ground duty person
- ▶ Need to publish your match sheet a minimum of 15 mins before kick-off to allow for ID checks to be done



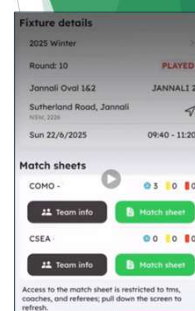
43

## MCA - C&M Check ID Cards

- ▶ Instructions for use: <https://www.shirefootball.com.au/mycomp-app>



- ▶ Match sheets need to be submitted by opposing team (turns Green once completed)
- ▶ Select top player and swipe to view ID cards
- ▶ Make sure your players are lined up in alphabetical order based on First Name
- ▶ Tick “ID’s checked” box once complete
- ▶ Replacements can occur during the game - need to inform opposing manager once change is made
- ▶ Match sheets lock 10 minutes post fixture completion time



44

## MCA - C&M Comp Scores

- ▶ Referees enter scores for competition matches
- ▶ May not occur immediately after match as some referees may have multiple games in succession
- ▶ Referee no-show and club appointed referee used → tick the no-show option and then the manager can enter the score. Will need to be verified by SSFA.

